



Ontario Centres of Excellence

Funding by Institutions

REPORT | March 2018



Ontario Centres of Excellence (OCE) drives the commercialization of cutting-edge research across key market sectors to build the economy of tomorrow, develops the next generation of entrepreneurs and secures Ontario’s global competitiveness. OCE deploys close to 40 business development experts in 11 offices across the province.

OCE accelerates innovation by:

- Supporting collaborative R&D between industry and academia
- Investing in early-stage commercialization of emerging technologies
- Fostering youth entrepreneurship
- Leading and developing networks around high-potential, business-led opportunities

TABLE OF CONTENTS

Funding by Institutions - Report

- Overview Funding: 2013-20182
 - Top Ten OCE Funded Universities.....5
 - Top Five OCE Funded Colleges.....6
 - Top Five OCE Funded Hospitals/ Research Institutions7
- OCE Commitments by Year8
 - 2017-18.....11
 - 2016-17.....14
 - 2015-16.....17
 - 2014-15.....20
 - 2013-14.....20



OCE Commitment by Year 2013-14 – 2017-18

Institution	2013-14	2014-15	2015-16	2016-17	2017-18	Total
University of Toronto	\$2,845,582	\$7,592,393	\$2,971,926	\$6,050,422	\$7,737,995	\$27,198,318
University of Waterloo	\$2,897,869	\$5,945,720	\$3,788,452	\$5,598,342	\$5,333,943	\$23,564,326
Ryerson University	\$1,684,961	\$4,013,509	\$2,606,756	\$4,138,108	\$1,886,715	\$14,330,049
McMaster University	\$1,423,440	\$1,908,885	\$1,356,946	\$2,813,633	\$3,642,285	\$11,145,189
University of Western Ontario	\$1,250,212	\$2,709,597	\$797,485	\$2,452,202	\$1,626,800	\$8,836,296
Carleton University	\$692,338	\$2,614,999	\$670,000	\$2,132,650	\$1,277,694	\$7,387,681
Queen's University	\$775,898	\$1,693,406	\$595,551	\$2,290,886	\$1,883,738	\$7,239,479
University of Windsor	\$407,047	\$1,695,879	\$420,000	\$1,954,950	\$1,470,570	\$5,948,446
University of Guelph	\$616,275	\$744,961	\$1,007,272	\$1,601,695	\$1,742,102	\$5,712,305
University of Ottawa	\$1,086,742	\$524,204	\$502,432	\$792,185	\$506,066	\$3,411,629
Centennial College	\$19,994	\$1,117,775	\$44,945	\$513,485	\$1,383,964	\$3,080,163
University Health Network	\$175,000	\$154,733	\$756,087	\$1,214,624	\$668,102	\$2,968,546
Ontario College of Art & Design University	\$199,999	\$1,105,000	\$235,502	\$722,245	\$398,120	\$2,660,866
York University	\$406,295	\$535,317	\$263,000	\$1,145,000	\$280,000	\$2,629,612
Conestoga College Institute of Technology	\$110,000	\$678,162	\$130,000	\$150,000	\$1,309,500	\$2,377,662
University of Ontario Institute of Technology	\$135,000	\$800,000	\$225,000	\$605,000	\$319,999	\$2,084,999
Lambton College of Applied Arts and Technology	\$52,469	\$299,990	\$177,500	\$409,999	\$1,127,500	\$2,067,458
Sheridan College Institute of Technology and Advanced Learning	\$45,000	\$60,000	\$120,000	\$490,000	\$1,295,000	\$2,010,000
Brock University	\$274,901	\$265,596	\$294,725	\$633,453	\$454,998	\$1,923,673
George Brown College of Applied Arts and Technology	\$132,569	\$245,002	\$192,347	\$272,497	\$1,039,709	\$1,882,124
Algonquin College of Applied Arts and Technology	\$69,975	\$234,951	\$139,805	\$109,147	\$1,194,990	\$1,748,868



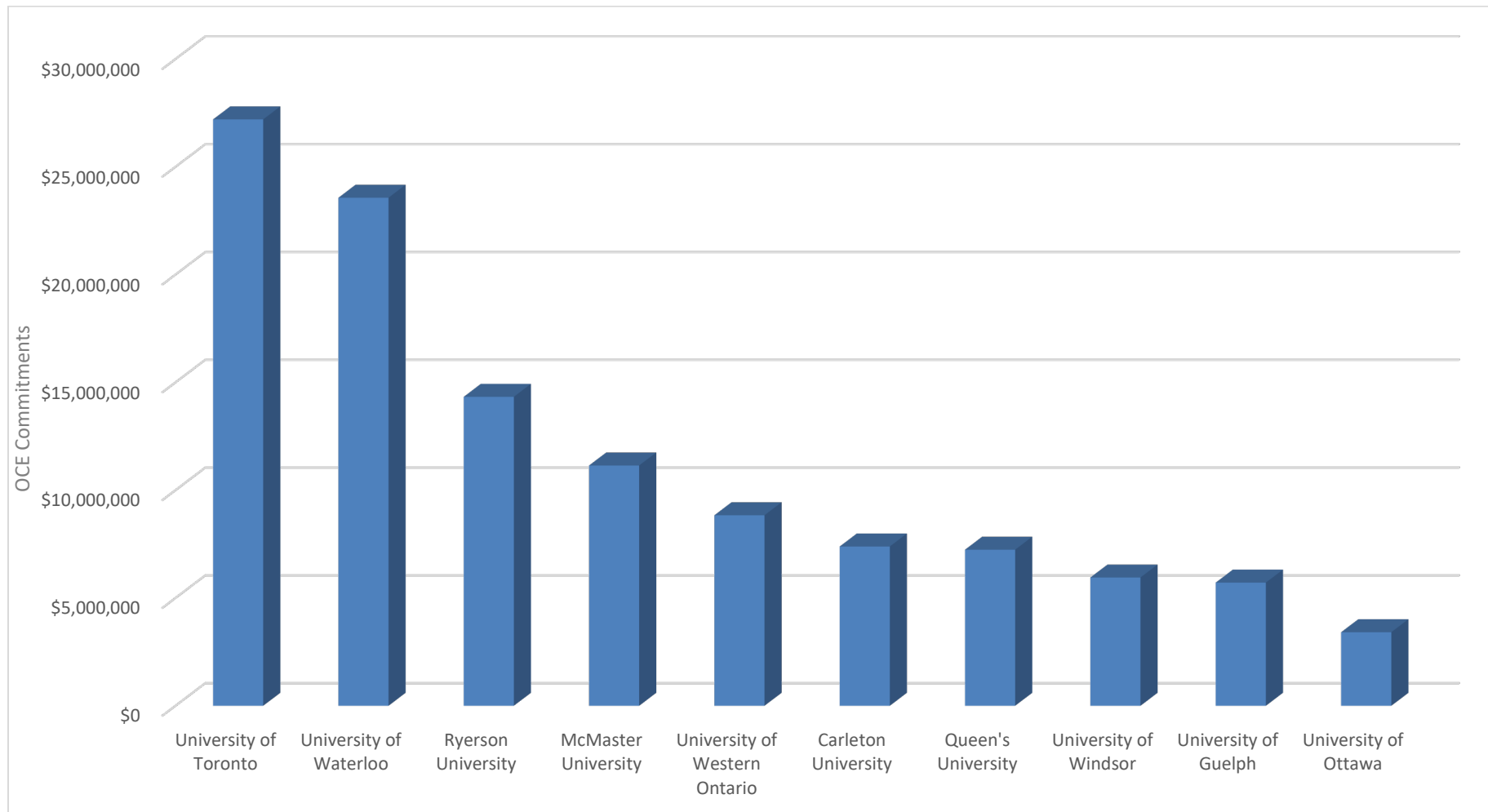
Institution	2013-14	2014-15	2015-16	2016-17	2017-18	Total
Seneca College of Applied Arts and Technology	\$337,508	\$279,768	\$54,700	\$493,164	\$547,507	\$1,712,647
Sunnybrook Research Institute/Sunnybrook Hospital	\$119,958	\$849,323	\$90,000	\$519,500	\$39,500	\$1,618,281
Niagara College of Applied Arts and Technology	\$20,000	\$368,046	\$229,433	\$89,500	\$889,890	\$1,596,869
Laurentian University	\$200,000	\$210,000		\$211,800	\$947,448	\$1,569,248
Cambrian College of Applied Arts and Technology	\$44,030	\$15,000	\$231,666	\$40,001	\$1,175,128	\$1,505,825
Hospital for Sick Children	\$150,000	\$350,000	\$309,874	\$70,000	\$500,000	\$1,379,874
Georgian College of Applied Arts and Technology	\$15,000	\$225,000	\$25,000	\$295,000	\$677,500	\$1,237,500
Loyalist College of Applied Arts and Technology	\$12,000	\$236,243	\$43,000		\$660,000	\$951,243
Humber College	\$19,989	\$237,142	\$52,792	\$400,514	\$215,000	\$925,437
Lakehead University	\$45,000	\$240,000		\$513,888	\$95,000	\$893,888
La Cité collégial	\$21,641	\$100,000	\$10,000	\$39,937	\$699,925	\$871,503
Kingston Health Sciences Center					\$857,904	\$857,904
Mohawk College of Applied Arts and Technology		\$349,753		\$57,499	\$430,000	\$837,252
Wilfrid Laurier University	\$70,000	\$275,000	\$136,894	\$332,500	\$20,000	\$834,394
St. Michael's Hospital	\$425,000	\$20,000	\$90,000	\$192,300	\$20,000	\$747,300
Northern College of Applied Arts and Technology		\$228,600	\$100,000	\$200,000	\$195,000	\$723,600
Canadore College	\$20,000	\$240,000	\$65,000	\$174,999	\$175,001	\$675,000
St. Lawrence College of Applied Arts and Technology	\$150,000	\$40,000	\$77,450	\$90,000	\$309,935	\$667,385
Durham College	\$64,750	\$149,848		\$75,000	\$374,993	\$664,591
Nipissing University	\$20,000	\$19,466		\$618,935		\$658,401



Institution	2013-14	2014-15	2015-16	2016-17	2017-18	Total
St. Clair College of Applied Arts and Technology	\$20,000	\$257,200	\$40,000		\$330,000	\$647,200
Lawson Health Research Institute	\$198,758				\$395,109	\$593,867
Trent University	\$103,357	\$10,000	\$140,600	\$15,580	\$264,710	\$534,247
Sir Sandford Fleming College		\$20,000			\$500,000	\$520,000
North York General Hospital				\$500,000		\$500,000
Hamilton Health Sciences					\$499,117	\$499,117
Mount Sinai Hospital	\$180,000		\$125,000	\$177,132		\$482,132
Fanshawe College of Applied Arts and Technology	\$47,500	\$254,118	\$90,000	\$67,933	\$20,000	\$479,551
Women's College Hospital					\$451,239	\$451,239
Ottawa Hospital Research Institute		\$225,585	\$39,998	\$20,000		\$285,583
Collège Boréal	\$12,500	\$27,384			\$100,000	\$139,884
Royal Military College (University)			\$20,000	\$40,000	\$70,000	\$130,000
Algoma University		\$129,200				\$129,200
Sault College of Applied Arts and Technology	\$19,891			\$80,252		\$100,143
Confederation College		\$20,000	\$25,000	\$30,000	\$25,000	\$100,000
Centre for Addication and Mental Health	\$75,000					\$75,000
Baycrest	\$74,800					\$74,800
Thunder Bay Regional Research Institute				\$59,909		\$59,909
TOTAL	17,768,248	40,316,755	19,292,138	41,495,866	48,064,696	166,937,703

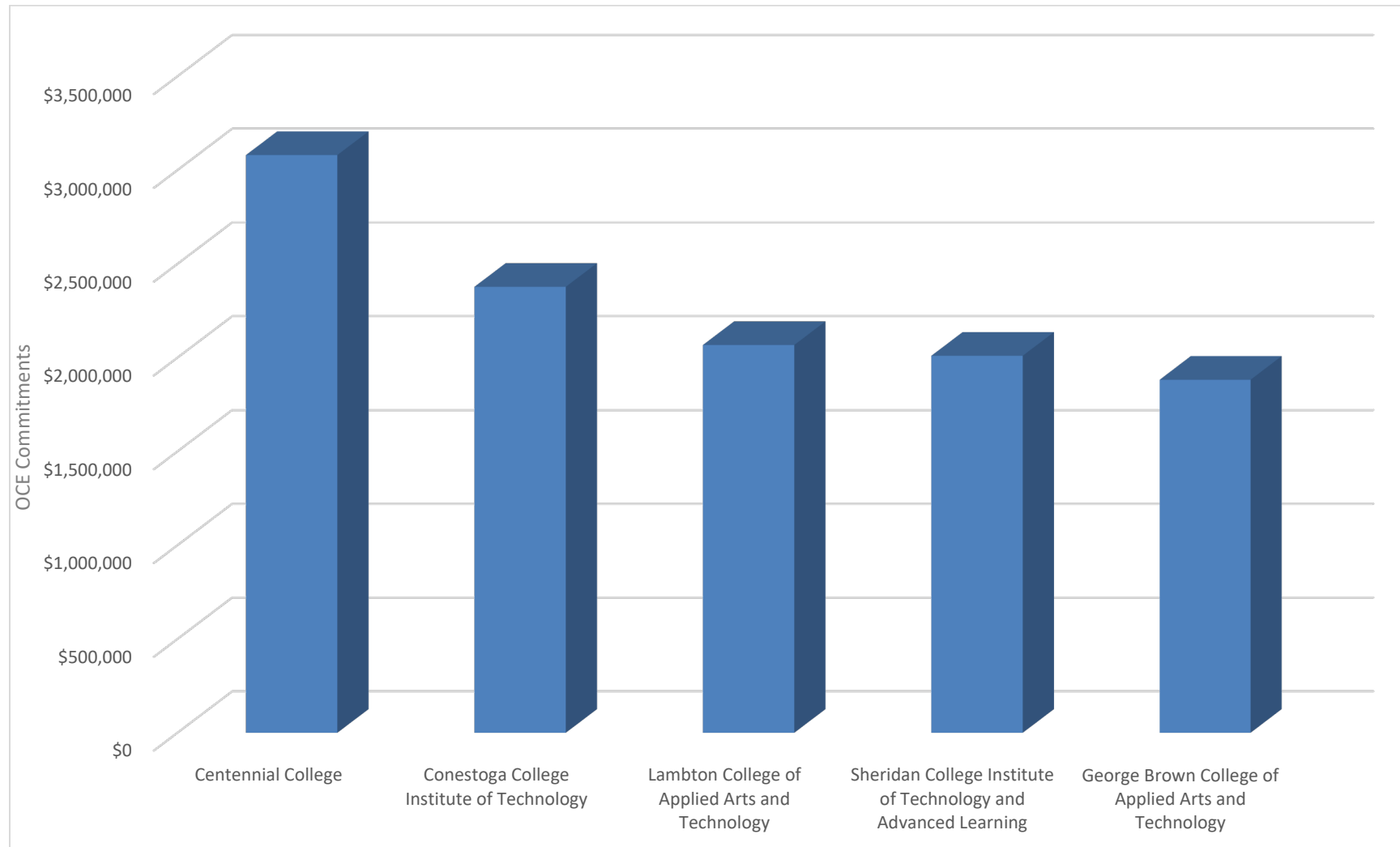


Top Ten OCE Funded Universities



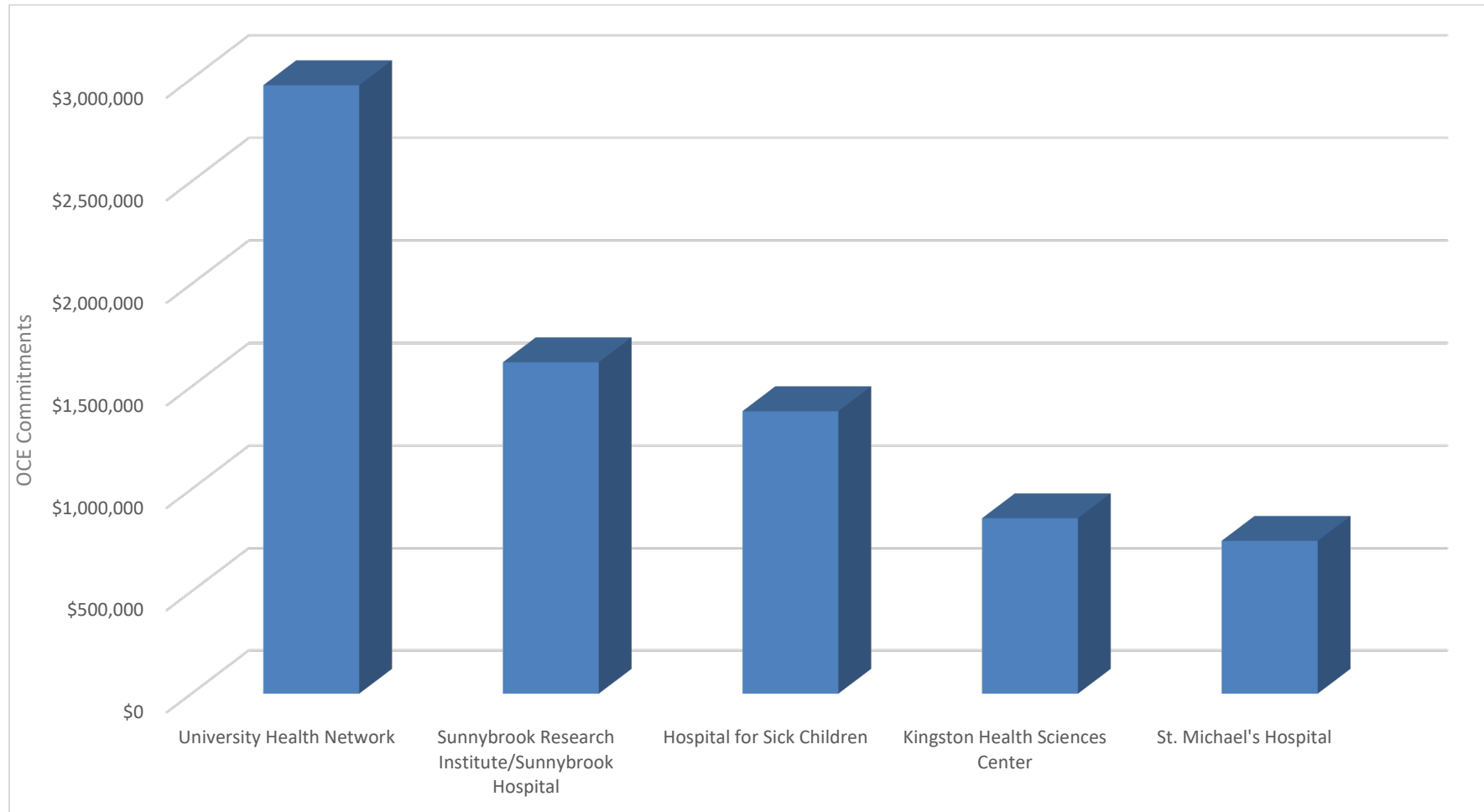


Top Five OCE Funded Colleges





Top Five OCE Funded Hospitals/Research Institutions





OCE Funding by Institutions Report

2017-18 OCE Commitments

INSTITUTION	COMMITMENT	ADDITIONAL FUNDS LEVERAGED	TOTAL PROJECT COMMITMENT
Algonquin College of Applied Arts and Technology	1,194,990	1,252,540	2,447,530
Brock University	454,998	981,937	1,436,935
Cambrian College of Applied Arts and Technology	1,175,128	1,295,980	2,471,107
Canadore College	175,001	519,462	694,463
Carleton University	1,277,694	3,838,033	5,115,727
Centennial College	1,383,964	6,731,760	8,115,725
Collège Boréal	100,000	217,200	317,200
Conestoga College Institute of Technology	1,309,500	1,426,846	2,736,346
Confederation College	25,000	61,100	86,100
Durham College	374,993	405,077	780,071
Fanshawe College of Applied Arts and Technology	20,000	21,405	41,405
George Brown College of Applied Arts and Technology	1,039,709	1,298,984	2,338,693
Georgian College of Applied Arts and Technology	677,500	875,900	1,553,400
Hamilton Health Sciences	499,117	499,117	998,234
Hospital for Sick Children	500,000	521,664	1,021,664
Humber College	215,000	673,556	888,556
La Cité collégial	699,925	743,500	1,443,425



INSTITUTION	COMMITMENT	ADDITIONAL FUNDS LEVERAGED	TOTAL PROJECT COMMITMENT
Lakehead University	95,000	256,400	351,400
Lambton College of Applied Arts and Technology	1,127,500	1,709,500	2,837,000
Laurentian University	947,448	1,810,000	2,757,448
Lawson Health Research Institute	395,109	494,630	889,739
Loyalist College of Applied Arts and Technology	660,000	884,990	1,544,990
McMaster University	3,642,285	7,816,353	11,458,639
Mohawk College of Applied Arts and Technology	430,000	1,105,335	1,535,335
Niagara College of Applied Arts and Technology	889,890	2,180,941	3,070,830
Northern College of Applied Arts and Technology	195,000	352,552	547,552
Ontario College of Art & Design University	398,120	596,621	994,741
Queen's University	1,883,738	4,747,726	6,631,464
Royal Military College	70,000	133,411	203,411
Ryerson University	1,886,715	3,171,242	5,057,957
Seneca College of Applied Arts and Technology	547,507	966,358	1,513,865
Sheridan College Institute of Technology and Advanced Learning	1,295,000	1,530,500	2,825,500
Sir Sandford Fleming College	500,000	500,000	1,000,000
St. Clair College of Applied Arts and Technology	330,000	330,000	660,000
St. Lawrence College of Applied Arts and Technology	309,935	365,199	675,135
St. Michael's Hospital	20,000	45,800	65,800



INSTITUTION	COMMITMENT	ADDITIONAL FUNDS LEVERAGED	TOTAL PROJECT COMMITMENT
Sunnybrook Research Institute	39,500	75,900	115,400
Trent University	264,710	665,036	929,746
University Health Network	668,102	890,713	1,558,816
University of Guelph	1,742,102	15,935,219	17,677,321
University of Ontario Institute of Technology	319,999	730,322	1,050,321
University of Ottawa	506,066	1,549,167	2,055,233
University of Toronto	7,737,995	27,493,791	35,231,786
University of Waterloo	5,333,943	15,939,222	21,273,165
University of Western Ontario	1,626,800	4,758,664	6,385,463
University of Windsor	1,470,570	2,798,969	4,269,538
Wilfrid Laurier University	20,000	25,000	45,000
Women's College Hospital	451,239	566,533	1,017,773
York University	280,000	776,000	1,056,000
Kingston Health Sciences Center	857,904	444,504	1,302,408
Grand Total	48,064,696	123,010,659	171,075,355



2016-17 OCE Commitments

INSTITUTION	COMMITMENT (\$)	ADDITIONAL FUNDS LEVERAGED (\$)	TOTAL PROJECT COMMITMENT (\$)
Algonquin College of Applied Arts and Technology	109,147	139,151	248,298
Brock University	633,453	1,149,625	1,783,078
Cambrian College of Applied Arts and Technology	40,001	100,000	140,001
Canadore College	174,999	329,831	504,830
Carleton University	2,132,650	5,695,735	7,828,385
Centennial College	513,485	1,566,912	2,080,397
Conestoga College Institute of Technology	150,000	150,000	300,000
Confederation College	30,000	66,100	96,100
Durham College	75,000	93,498	168,498
Fanshawe College of Applied Arts and Technology	67,933	79,648	147,581
George Brown College of Applied Arts and Technology	272,497	635,784	908,281
Georgian College of Applied Arts and Technology	295,000	688,917	983,917
Hospital for Sick Children	70,000	165,740	235,740
Humber College	400,514	877,769	1,278,283
La Cité collégial	39,937	69,360	109,297
Lakehead University	513,888	944,750	1,458,638
Lambton College of Applied Arts and Technology	409,999	1,525,577	1,935,576
Laurentian University	211,800	359,820	571,620



INSTITUTION	COMMITMENT (\$)	ADDITIONAL FUNDS LEVERAGED (\$)	TOTAL PROJECT COMMITMENT (\$)
McMaster University	2,813,633	8,526,105	11,339,738
Mohawk College of Applied Arts and Technology	57,499	111,538	169,037
Mount Sinai Hospital	177,132	239,211	416,343
Niagara College of Applied Arts and Technology	89,500	118,661	208,161
Nipissing University	618,935	1,194,275	1,813,210
North York General Hospital	500,000	849,195	1,349,195
Northern College of Applied Arts and Technology	200,000	406,288	606,288
Ontario College of Art & Design University	722,245	257,724	979,969
Ottawa Hospital Research Institute	20,000	20,000	40,000
Queen's University	2,290,886	5,360,879	7,651,765
Royal Military College	40,000	125,000	165,000
Ryerson University	4,138,108	8,590,723	12,728,831
Sault College of Applied Arts and Technology	80,252	148,500	228,752
Seneca College of Applied Arts and Technology	493,164	1,167,578	1,660,742
Sheridan College Institute of Technology and Advanced Learning	490,000	1,355,492	1,845,492
St. Lawrence College of Applied Arts and Technology	90,000	212,856	302,856
St. Michael's Hospital	192,300	185,394	377,694
Sunnybrook Research Institute	519,500	529,500	1,049,000
Thunder Bay Regional Research Institute (TBRI)	59,909	88,315	148,224



INSTITUTION	COMMITMENT (\$)	ADDITIONAL FUNDS LEVERAGED (\$)	TOTAL PROJECT COMMITMENT (\$)
Trent University	15,580	15,639	31,219
University of Guelph	1,601,695	5,743,901	7,345,596
University of Health Network	1,214,624	1,368,763	2,583,387
University of Ontario Institute of Technology	605,000	1,188,650	1,793,650
University of Ottawa	792,185	1,512,295	2,304,480
University of Toronto	6,050,422	12,762,100	18,812,522
University of Waterloo	5,598,342	18,344,758	23,943,100
University of Western Ontario	2,452,202	2,552,503	5,004,705
University of Windsor	1,954,950	3,790,115	5,745,065
Wilfrid Laurier University	332,500	576,075	908,575
York University	1,145,000	1,593,408	2,738,408
Grand Total	41,495,866	93,573,658	135,069,524



2015-16 OCE Commitments

INSTITUTION	COMMITMENT (\$)	ADDITIONAL FUNDS LEVERAGED (\$)	TOTAL PROJECT COMMITMENT (\$)
Algonquin College of Applied Arts and Technology	139,805	436,194	575,999
Brock University	294,725	395,148	689,873
Cambrian College of Applied Arts and Technology	231,666	262,706	494,372
Canadore College	65,000	140,149	205,149
Carleton University	670,000	1,852,360	2,522,360
Centennial College	44,945	96,508	141,453
Conestoga College Institute of Technology	130,000	130,000	260,000
Confederation College	25,000	41,850	66,850
Fanshawe College of Applied Arts and Technology	90,000	115,000	205,000
George Brown College of Applied Arts and Technology	192,347	214,422	406,769
Georgian College of Applied Arts and Technology	25,000	35,000	60,000
Hospital for Sick Children	309,874	718,000	1,027,874
Humber College	52,792	145,934	198,726
La Cité collégial	10,000	10,000	20,000
Lambton College of Applied Arts and Technology	177,500	465,199	642,699
Loyalist College of Applied Arts and Technology	43,000	92,681	135,681
McMaster University	1,356,946	1,944,309	3,301,255
Mount Sinai Hospital	125,000	132,500	257,500



INSTITUTION	COMMITMENT (\$)	ADDITIONAL FUNDS LEVERAGED (\$)	TOTAL PROJECT COMMITMENT (\$)
Niagara College of Applied Arts and Technology	229,433	396,393	625,826
Northern College of Applied Arts and Technology	100,000	100,000	200,000
Ontario College of Art & Design University	235,502	303,679	539,181
Ottawa Hospital Research Institute	39,998	57,000	96,998
Queen's University	595,551	772,294	1,367,845
Royal Military College	20,000	20,000	40,000
Ryerson University	2,606,756	3,956,073	6,562,829
Seneca College of Applied Arts and Technology	54,700	56,756	111,456
Sheridan College Institute of Technology and Advanced Learning	120,000	302,625	422,625
St. Clair College of Applied Arts and Technology	40,000	60,000	100,000
St. Lawrence College of Applied Arts and Technology	77,450	181,840	259,290
St. Michael's Hospital	90,000	143,255	233,255
Sunnybrook Research Institute	90,000	90,000	180,000
Trent University	140,600	147,900	288,500
University of Guelph	1,007,272	1,843,949	2,851,221
University of Health Network	756,087	890,514	1,646,601
University of Ontario Institute of Technology	225,000	264,760	489,760
University of Ottawa	502,432	1,424,065	1,926,497
University of Toronto	2,971,926	4,322,272	7,294,198



INSTITUTION	COMMITMENT (\$)	ADDITIONAL FUNDS LEVERAGED (\$)	TOTAL PROJECT COMMITMENT (\$)
University of Waterloo	3,788,452	5,875,589	9,664,041
University of Western Ontario	797,485	2,397,323	3,194,808
University of Windsor	420,000	634,591	1,054,591
Wilfrid Laurier University	136,894	137,298	274,192
York University	263,000	466,990	729,990
Grand Total	19,292,138	32,073,126	51,365,264



2014-15 OCE Commitments

INSTITUTION	COMMITMENT (\$)	ADDITIONAL FUNDS LEVERAGED (\$)	TOTAL PROJECT COMMITMENT (\$)
Algoma University	129,200	129,200	258,400
Algonquin College of Applied Arts and Technology	234,951	244,555	479,506
Brock University	265,596	447,828	713,424
Cambrian College of Applied Arts and Technology	15,000	15,000	30,000
Canadore College	240,000	436,079	676,079
Carleton University	2,614,999	5,400,080	8,015,079
Centennial College	1,117,775	2,657,769	3,775,544
Collège Boréal	27,384	63,780	91,164
Conestoga College Institute of Technology	678,162	891,293	1,569,455
Confederation College	20,000	75,000	95,000
Durham College	149,848	181,727	331,575
Fanshawe College of Applied Arts and Technology	254,118	328,525	582,643
Sir Sandford Fleming College	20,000	25,488	45,488
George Brown College of Applied Arts and Technology	245,002	423,044	668,046
Georgian College of Applied Arts and Technology	225,000	435,000	660,000
Hospital for Sick Children	350,000	275,610	625,610
Humber College	237,142	279,338	516,480
La Cité collégial	100,000	207,702	307,702



INSTITUTION	COMMITMENT (\$)	ADDITIONAL FUNDS LEVERAGED (\$)	TOTAL PROJECT COMMITMENT (\$)
Lakehead University	240,000	322,475	562,475
Lambton College of Applied Arts and Technology	299,990	519,761	819,751
Laurentian University	210,000	235,500	445,500
Loyalist College of Applied Arts and Technology	236,243	357,095	593,338
McMaster University	1,908,885	3,513,983	5,422,868
Mohawk College of Applied Arts and Technology	349,753	506,075	855,828
Niagara College of Applied Arts and Technology	368,046	490,521	858,567
Nipissing University	19,466	29,850	49,316
Northern College of Applied Arts and Technology	228,600	316,657	545,257
Ontario College of Art & Design University	1,105,000	1,269,310	2,374,310
Ottawa Hospital Research Institute	225,585	440,811	666,396
Queen's University	1,693,406	3,488,272	5,181,678
Ryerson University	4,013,509	7,512,453	11,525,962
Seneca College of Applied Arts and Technology	279,768	602,215	881,983
Sheridan College Institute of Technology and Advanced Learning	60,000	147,754	207,754
St. Clair College of Applied Arts and Technology	257,200	645,120	902,320
St. Lawrence College of Applied Arts and Technology	40,000	214,330	254,330
St. Michael's Hospital	20,000	20,000	40,000
Sunnybrook Research Institute/Sunnybrook Hospital	849,323	2,770,566	3,619,889



INSTITUTION	COMMITMENT (\$)	ADDITIONAL FUNDS LEVERAGED (\$)	TOTAL PROJECT COMMITMENT (\$)
Trent University	10,000	13,146	23,146
University of Guelph	744,961	3,685,007	4,429,968
University of Health Network	154,733	237,711	392,444
University of Ontario Institute of Technology	800,000	1,026,511	1,826,511
University of Ottawa	524,204	603,128	1,127,332
University of Toronto	7,592,393	13,497,627	21,090,020
University of Waterloo	5,945,720	15,244,857	21,190,577
University of Western Ontario	2,709,597	5,356,118	8,065,715
University of Windsor	1,695,879	3,997,627	5,693,506
Wilfrid Laurier University	275,000	435,249	710,249
York University	535,317	785,936	1,321,253
Grand Total	40,316,755	80,802,683	121,119,438



2013-14 OCE Commitments


INSTITUTION	COMMITMENT (\$)	ADDITIONAL FUNDS LEVERAGED (\$)	TOTAL PROJECT COMMITMENT (\$)
Algonquin College of Applied Arts and Technology	69,975	25,253	95,228
Baycrest	74,800	0	74,800
Brock University	274,901	879,300	1,154,201
Cambrian College of Applied Arts and Technology	44,030	31,500	75,530
Canadore College	20,000	244,000	264,000
Carleton University	692,338	956,549	1,648,887
Centennial College	19,994	53,834	73,828
Centre for Addication and Mental Health	75,000	75,000	150,000
Collège Boréal	12,500	0	12,500
Conestoga College Institute of Technology	110,000	52,110	162,110
Durham College	64,750	100,262	165,012
Fanshawe College of Applied Arts and Technology	47,500	0	47,500
George Brown College of Applied Arts and Technology	132,569	175,355	307,924
Georgian College of Applied Arts and Technology	15,000	0	15,000
Hospital for Sick Children	150,000	75,000	225,000
Humber College	19,989	20,046	40,035
La Cité collégial	21,641	25,115	46,756
Lakehead University	45,000	31,203	76,203



INSTITUTION	COMMITMENT (\$)	ADDITIONAL FUNDS LEVERAGED (\$)	TOTAL PROJECT COMMITMENT (\$)
Lambton College of Applied Arts and Technology	52,469	76,640	129,109
Laurentian University	200,000	297,501	497,501
Lawson Health Research Institute	198,758	203,869	402,627
Loyalist College of Applied Arts and Technology	12,000	12,030	24,030
McMaster University	1,423,440	2,317,289	3,740,729
Mount Sinai Hospital	180,000	176,000	356,000
Niagara College of Applied Arts and Technology	20,000	0	20,000
Nipissing University	20,000	58,200	78,200
Ontario College of Art & Design University	199,999	248,000	447,999
Queen's University	775,898	1,530,592	2,306,490
Ryerson University	1,684,961	3,789,152	5,474,113
Sault College of Applied Arts and Technology	19,891	20,870	40,761
Seneca College of Applied Arts and Technology	337,508	347,000	684,508
Sheridan College Institute of Technology and Advanced Learning	45,000	205,675	250,675
St. Clair College of Applied Arts and Technology	20,000	143,391	163,391
St. Lawrence College of Applied Arts and Technology	150,000	278,600	428,600
St. Michael's Hospital	425,000	1,365,000	1,790,000
Sunnybrook Research Institute/Sunnybrook Hospital	119,958	64,000	183,958
Trent University	103,357	117,512	220,869







INSTITUTION	COMMITMENT (\$)	ADDITIONAL FUNDS LEVERAGED (\$)	TOTAL PROJECT COMMITMENT (\$)
University of Guelph	616,275	725,871	1,342,146
University of Health Network	175,000	1,086,988	1,261,988
University of Ontario Institute of Technology	135,000	385,975	520,975
University of Ottawa	1,086,742	1,140,500	2,227,242
University of Toronto	2,845,582	10,281,247	13,126,829
University of Waterloo	2,897,869	5,773,809	8,671,678
University of Western Ontario	1,250,212	2,727,576	3,977,788
University of Windsor	407,047	1,059,292	1,466,339
Wilfrid Laurier University	70,000	146,340	216,340
York University	406,295	620,493	1,026,788
Grand Total	17,768,248	37,943,939	55,712,187



TORONTO | MISSISSAUGA | OTTAWA | KITCHENER | WATERLOO | WINDSOR | LONDON | HAMILTON | MARKHAM | OSHAWA | SUDBURY

WWW.OCE-ONTARIO.ORG | INFO@OCE-ONTARIO.ORG | TOLL FREE: 1.866.759.6014

Follow us on:  @OCEInnovation  OCEInnovation  Ontario Centres of Excellence  @OCEInnovation

Ontario Centres of Excellence is a member of

Ontario Network of Entrepreneurs

